





Custom Wire & Cable Design and Construction

Customer Name:
Contact Person Name:

RFQ#
Contact e-mail:

Date:
Contact Phone Number:





Side A Connector Part Number	Cable 1		Side B Connector Part Number	
	Cable Length (mm)			
	Max Voltage (V)			
	Max Current (A)			
	Max Temperature (°C)			
	Cable Type			
A Side Pinout			B Side Pinout Configuration	
A1			B	
A2				
A3				
A4				
A5				
A6				
A7				
A8				
A9				
A10				
A11				
A12				
A13				
A14				
A15				
A16				
A17				
A18				
A19				
A20				
A21				
A22				
A23				
A24				
A25				
Additional Cable Assembly Options: Bundling				
				
<input type="checkbox"/> Cable Ties	<input type="checkbox"/> Tape	<input type="checkbox"/> Woven Braid	<input type="checkbox"/> Heat Shrink Tube	
Label Text:				

Custom Wire & Cable Design and Construction

Customer Name:
Contact Person Name:

RFQ#
Contact e-mail:

Date:
Contact Phone Number:





Side A Connector Part Number	Cable 2		Side B Connector Part Number
	Cable Length (mm)		
	Max Voltage (V)		
	Max Current (A)		
	Max Temperature (°C)		
	Cable Type		
A Side Pinout			B Side Pinout Configuration
A1			B
A2			
A3			
A4			
A5			
A6			
A7			
A8			
A9			
A10			
A11			
A12			
A13			
A14			
A15			
A16			
A17			
A18			
A19			
A20			
A21			
A22			
A23			
A24			
A25			
Additional Cable Assembly Options: Bundling			
			
<input type="checkbox"/> Cable Ties	<input type="checkbox"/> Tape	<input type="checkbox"/> Woven Braid	<input type="checkbox"/> Heat Shrink Tube
Label Text:			

Custom Wire & Cable Design and Construction

Customer Name:
Contact Person Name:

RFQ#
Contact e-mail:

Date:
Contact Phone Number:





Side A Connector Part Number	Cable 3		Side B Connector Part Number
	Cable Length (mm)		
	Max Voltage (V)		
	Max Current (A)		
	Max Temperature (°C)		
	Cable Type		
A Side Pinout			B Side Pinout Configuration
A1			B
A2			
A3			
A4			
A5			
A6			
A7			
A8			
A9			
A10			
A11			
A12			
A13			
A14			
A15			
A16			
A17			
A18			
A19			
A20			
A21			
A22			
A23			
A24			
A25			
Additional Cable Assembly Options: Bundling			
			
<input type="checkbox"/> Cable Ties	<input type="checkbox"/> Tape	<input type="checkbox"/> Woven Braid	<input type="checkbox"/> Heat Shrink Tube
Label Text:			

Custom Wire & Cable Design and Construction

Customer Name:
Contact Person Name:

RFQ#
Contact e-mail:

Date:
Contact Phone Number:

Side A Connector Part Number	Cable 4		Side B Connector Part Number
	Cable Length (mm)		
	Max Voltage (V)		
	Max Current (A)		
	Max Temperature (°C)		
	Cable Type		
A Side Pinout			B Side Pinout Configuration
A1			B
A2			
A3			
A4			
A5			
A6			
A7			
A8			
A9			
A10			
A11			
A12			
A13			
A14			
A15			
A16			
A17			
A18			
A19			
A20			
A21			
A22			
A23			
A24			
A25			
Additional Cable Assembly Options: Bundling			
			
<input type="checkbox"/> Cable Ties	<input type="checkbox"/> Tape	<input type="checkbox"/> Woven Braid	<input type="checkbox"/> Heat Shrink Tube
Label Text:			